

# Workforce Integrated Performance System (WIPS)

[Request WIPS Assistance](#)

[Back](#)

[Back to Core QPR](#)

## PY 2023 Qtr 12/31/2023 Performance Report for Monitor Advocate System

Time Period : \*

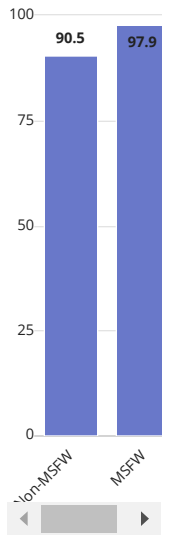
Quarterly  Rolling 4 Quarters  Program to Date  Program Year to Date

[Export to Excel Quarterly](#)

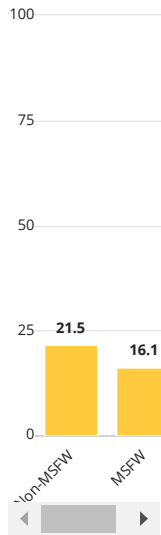
### Equity Ratio Indicators Percent

Chart View  Table View

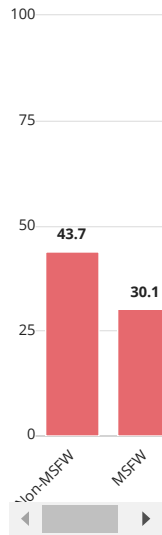
#### Received Basic Career Services



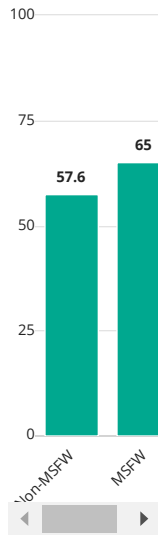
#### Received Individual Career Services



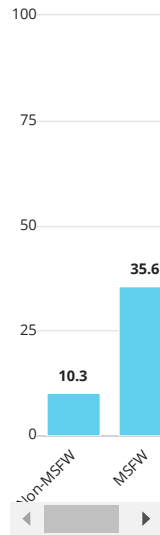
#### Received Staff Assisted Career Guidance Services



#### Received Staff Assisted Job Search Activities




#### Received Unemployment Insurance (UI) Claim Assistance



#### Referred to Employment



#### Referred to Federal Training



#### Referred to Other Federal or State Assistance



### Equity Ratio Indicators Counts

	Non-MSFW	MSFW
1. Wagner-Peyser Participant	27,050	795
2. Received Basic Career Services (ERI Counts)	24,485	778
3. Received Staff Assisted Job Search Activities (ERI Counts)	15,589	517
4. Received Staff Assisted Career Guidance Services (ERI Counts)	11,819	239
5. Received Unemployment Insurance (UI) Claim Assistance (ERI Counts)	2,794	283
6. Referred to Employment (ERI Counts)	236	11
7. Referred to Federal Training (ERI Counts)	0	0
8. Referred to Other Federal or State Assistance (ERI Counts)	2,282	51
9. Received Individual Career Services (ERI Counts)	5,820	128

### Minimum Service Level Indicators

	Non-MSFW	MSFW
1. Individuals Placed in a Job (ER Q2)	63.9%	79.3%
2. Individuals Placed in a Job (Numerator)	10,194	516
3. Individuals Placed in a Job (Denominator)	15,955	651
4. Median Earnings of Individuals in Unsubsidized Employment (ME Q2)	\$9,882	\$7,686
5. Individuals Placed in Long Term Non-Agricultural Jobs	0.0%	0.0%
6. Individuals Placed in Long Term Non-Agricultural Jobs (Numerator)	0	0
7. Individuals Placed in Long Term Non-Agricultural Jobs (Denominator)	9,870	204

### Additional Information

	Non-MSFW	MSFW
1. Employment Rate 4th Quarter After Exit	62.4%	77.9%
2. Employment Rate 4th Quarter After Exit (Numerator)	10,147	391
3. Employment Rate 4th Quarter After Exit (Denominator)	16,254	502